

12 January 2017 / Number 1

Surveillance System in Tokyo, Japan

The infectious diseases which all physicians must report

All physicians must report to health centers the incidence of the diseases which are shown at page one. Health centers electronically report the individual cases to Tokyo Metropolitan Infectious Disease Surveillance Center.

The infectious diseases required to be reported by the sentinels

The numbers of patients who visit the sentinel clinics or hospitals during a week are reported to health centers in Tokyo. And they electronically report the numbers to Tokyo Metropolitan Infectious Disease Surveillance Center. We have about 500 sentinel clinics and hospitals in Tokyo.

Tokyo Metropolitan Institute of Public Health

TEL:81-3-3363-3213 FAX:81-3-5332-7365

e-mail:www@tokyo-eiken.go.jp

URL:idsc.tokyo-eiken.go.jp/

Number of patients with the diseases which all physicians must report

Category	Diseases	Tokyo					Japan	
		50th	51st	52nd	1st	Cum 2017	1st	Cum 2017
I	Ebola hemorrhagic fever							
	Crimean-Congo hemorrhagic fever							
	Smallpox							
	South American hemorrhagic fever							
	Plague							
	Marburg disease							
II	Lassa fever							
	Acute poliomyelitis							
	Tuberculosis	82	53	46	29	29	187	187
	Diphtheria							
	Severe Acute Respiratory Syndrome(SARS)							
	Middle East Respiratory Syndrome (MERS)							
III	Avian influenza H5N1							
	Avian influenza H7N9							
	Cholera							
	Shigellosis				2	2	3	3
	Enterohemorrhagic Escherichia coli infection	3	4	2			9	9
IV	Typhoid fever			1				
	Paratyphoid fever							
	Hepatitis E	2		1	2	2	2	2
	West Nile fever							
	Hepatitis A			1			1	1
	Echinococcosis							
	Yellow fever							
	Psittacosis							
	Omsk hemorrhagic fever							
	Relapsing fever							
	Kyasanur forest disease							
	Q fever							
	Rabies							
	Coccidioidomycosis							
	Monkeypox							
	Zika virus infection							
	Severe Fever with Thrombocytopenia Syndrome							
	Hemorrhagic fever with renal syndrome							
	Western equine encephalitis							
	Tick-borne encephalitis							
	Anthrax							
	Chikungunya fever							
	Scrub typhus(Tsutsugamushi disease)		1				3	3
	Dengue fever	1	2		1	1	3	3
	Eastern equine encephalitis							
	Avian influenza (excluding H5N1 and H7N9)							
	Nipah virus infection							
	Japanese spotted fever							
	Japanese encephalitis							
	Hantavirus pulmonary syndrome							
	Herpes B virus infection							
	Glanders							
	Brucellosis							
Venezuelan equine encephalitis								
Hendra virus infection								
Epidemic typhus								
Botulism								
Malaria						1	1	
Tularemia								
Lyme disease								
Lyssavirus infection(excluding rabies)								
Rift valley fever								
Melioidosis								
Legionellosis	2	3	2	3	3	20	20	
Leptospirosis								
Rocky mountain spotted fever								

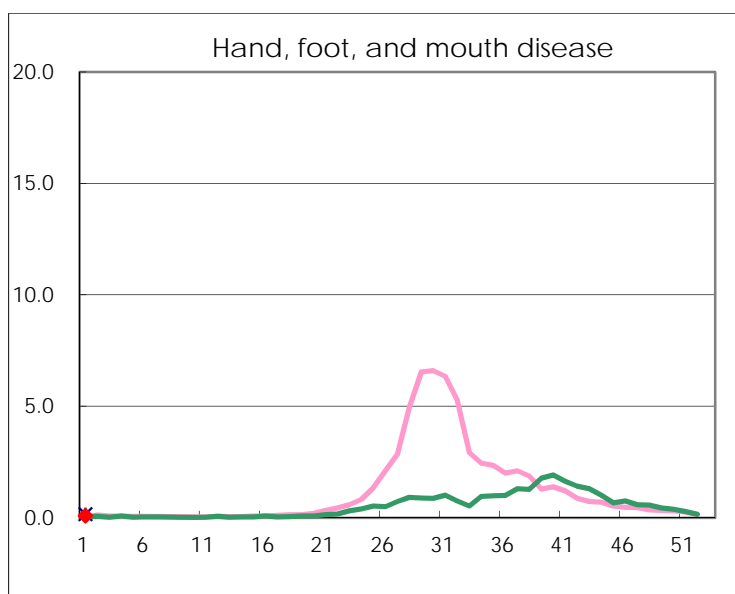
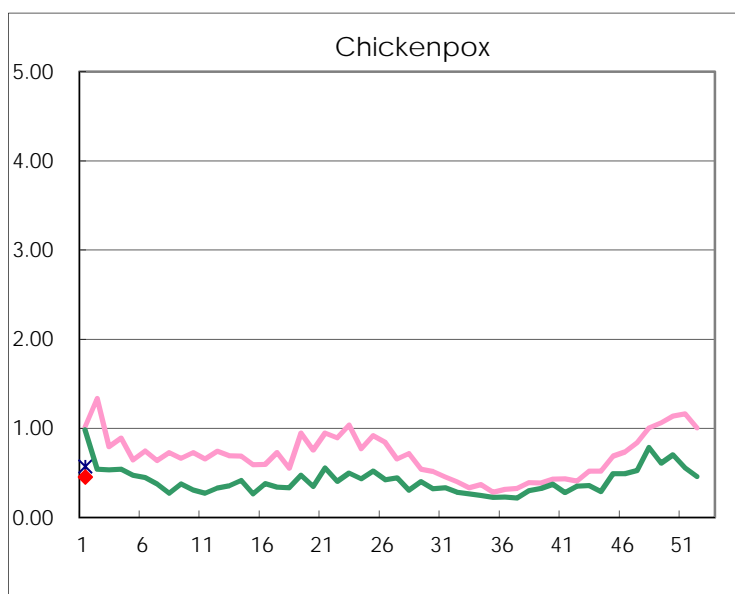
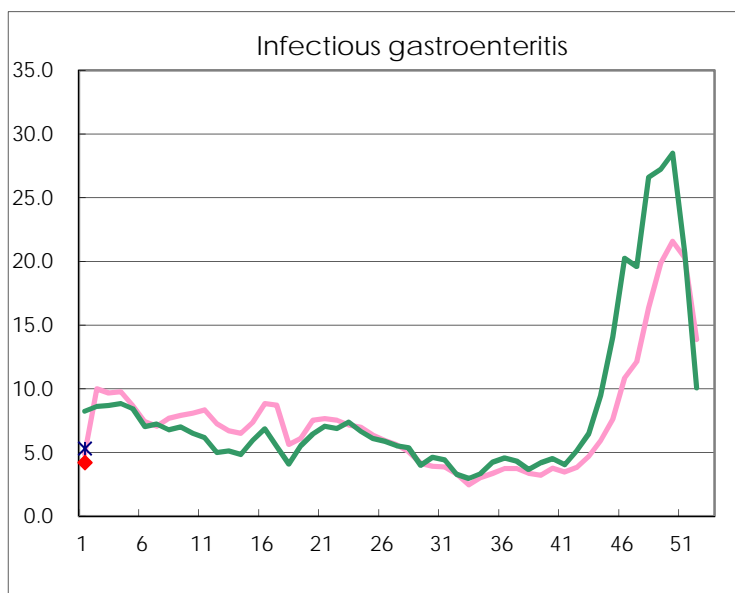
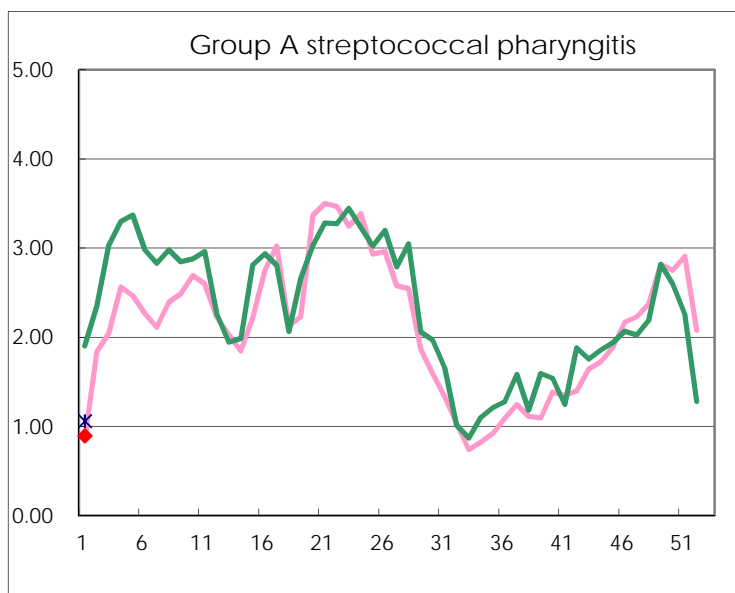
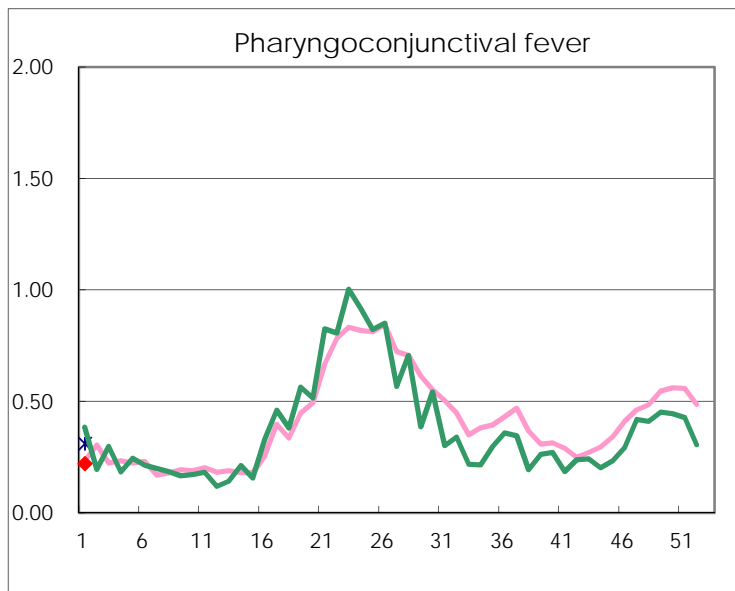
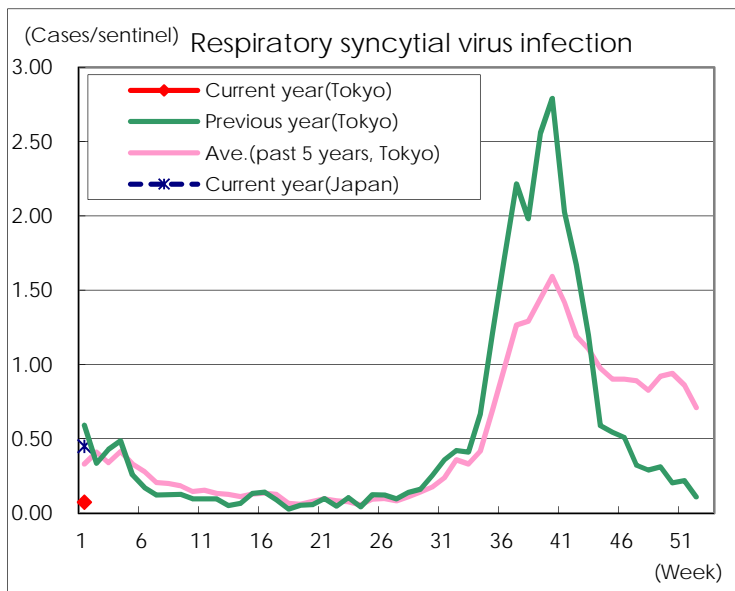
Category	Diseases	Tokyo					Japan	
		50th	51st	52nd	1st	Cum 2017	1st	Cum 2017
V	Amebiasis	7	3	2			8	8
	Viral hepatitis(excluding hepatitis A and E)	1		1			4	4
	CRE infection	1	2	4	4	4	9	9
	Acute encephalitis(excluding JE and WNE)	1					6	6
	Cryptosporidiosis							
	Creutzfeldt-Jakob disease							
	Severe invasive streptococcal infections(TSLS)			2	3	3	6	6
	Acquired immunodeficiency syndrome (AIDS)	10	8	5	7	7	5	5
	Giardiasis		1	1			1	1
	Invasive <i>Haemophilus influenzae</i> disease	2	1				6	6
	Invasive meningococcal disease							
	Invasive pneumococcal disease	9	10	10	8	8	44	44
	Varicella (limited to hospitalized case)			2	2	2	3	3
	Congenital rubella syndrome							
	Syphilis	31	24	18	14	14	26	26
	Disseminated cryptococcosis			2	2	2		
	Tetanus						1	1
	Vancomycin-resistant <i>S. aureus</i> infection							
	Vancomycin-resistant Enterococcus infection				1	1	2	2
Rubella								
Measles						2	2	
MDRA infection								

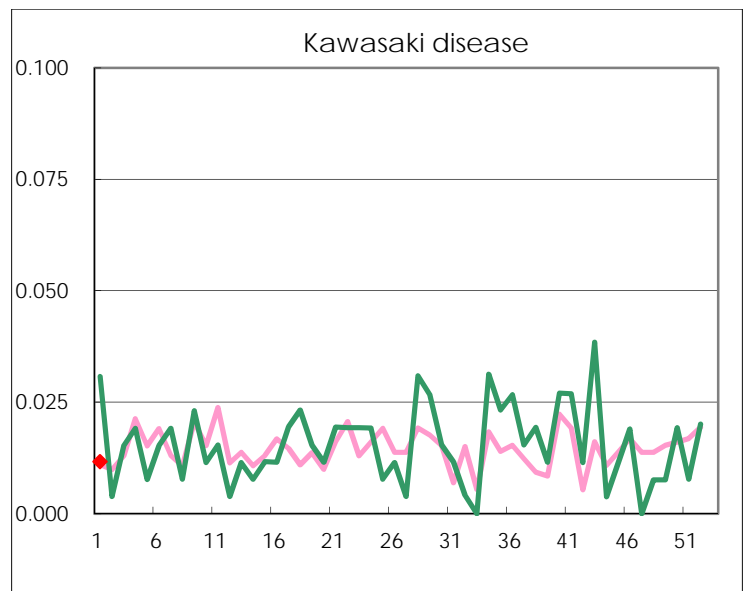
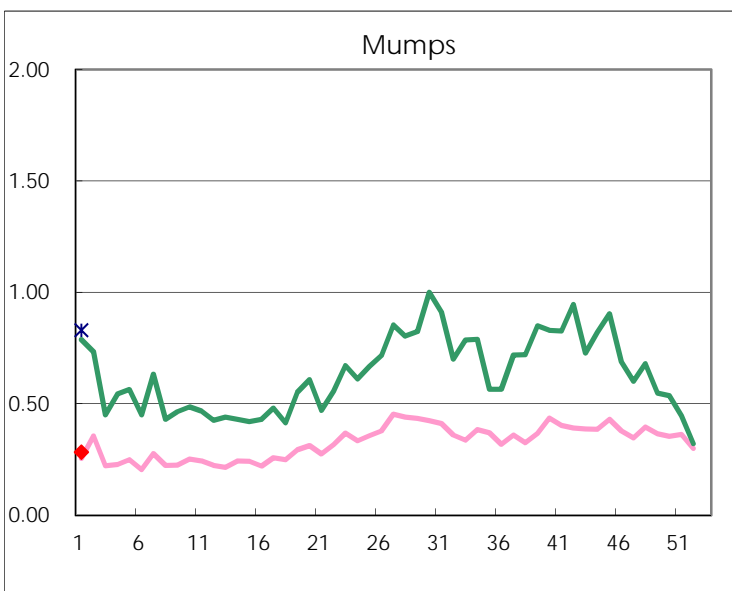
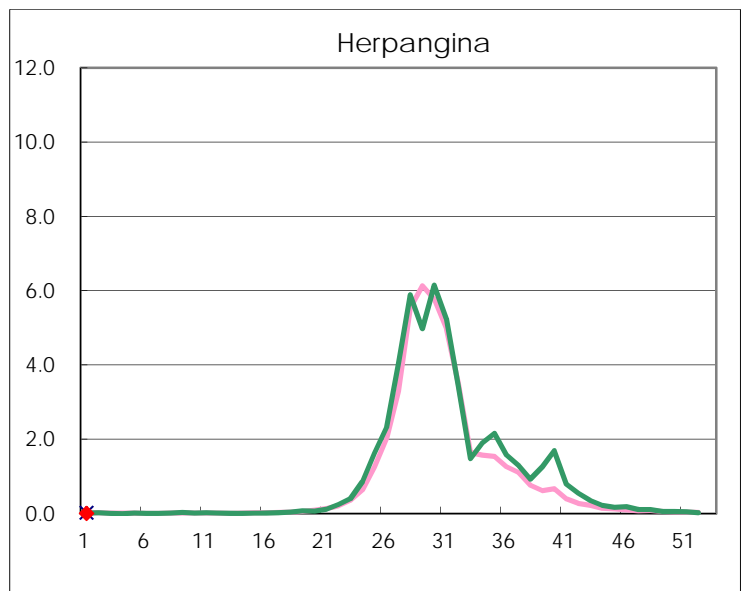
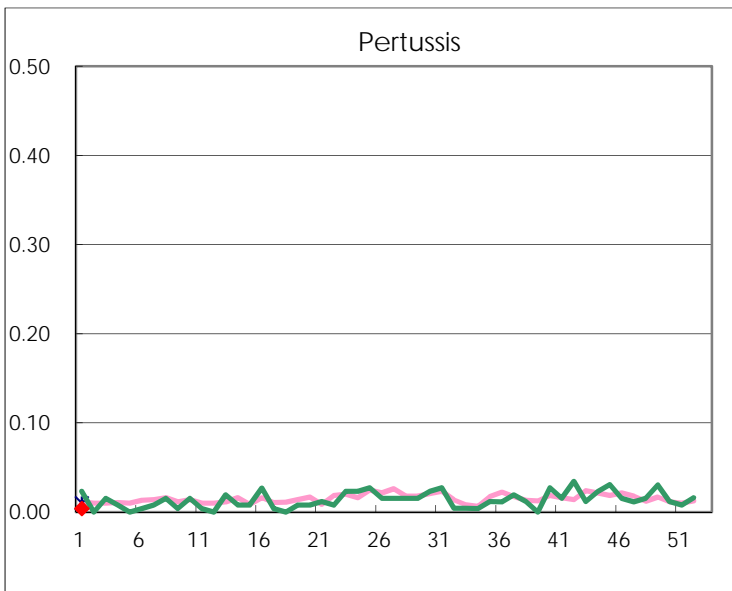
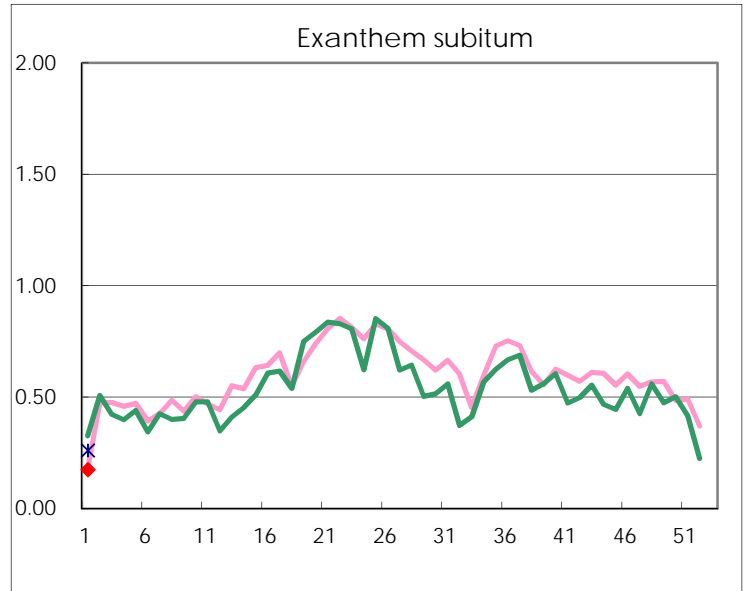
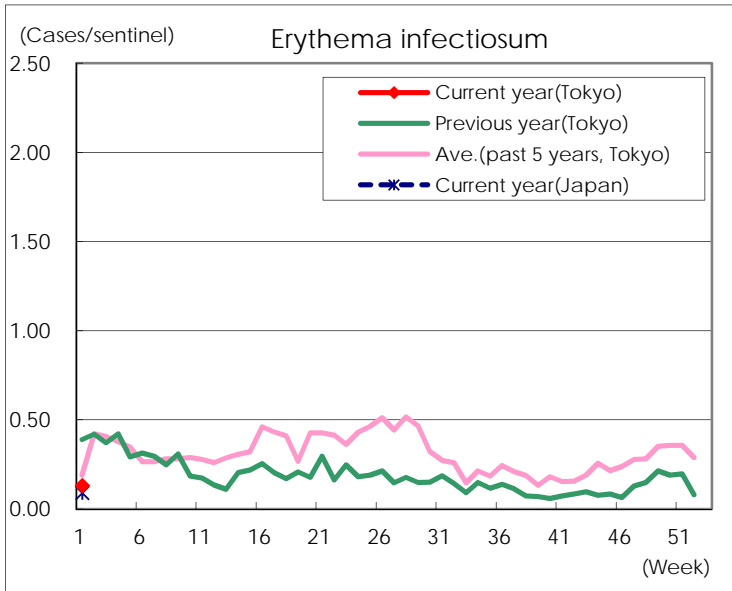
Number of patients with the diseases to be reported
by the designated clinics and hospitals

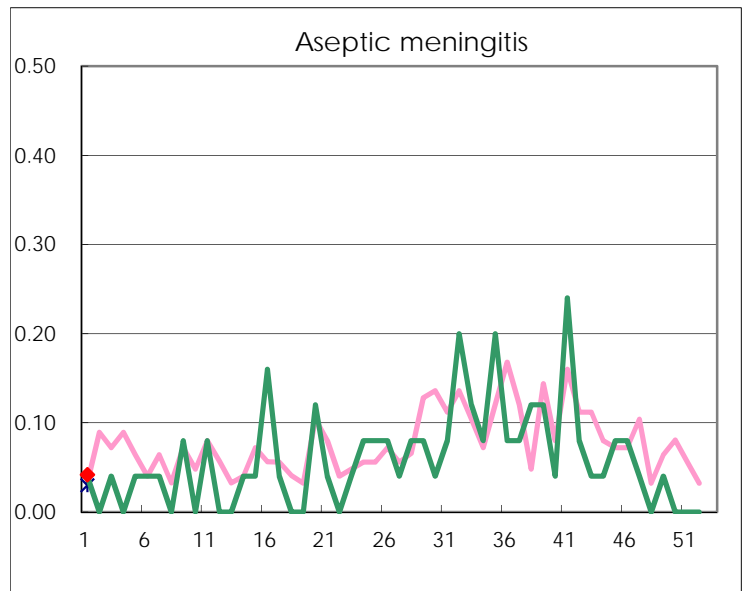
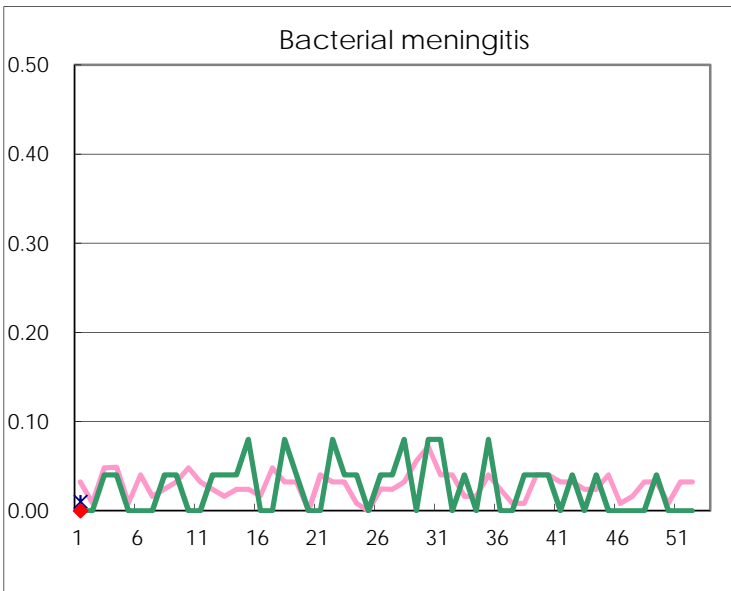
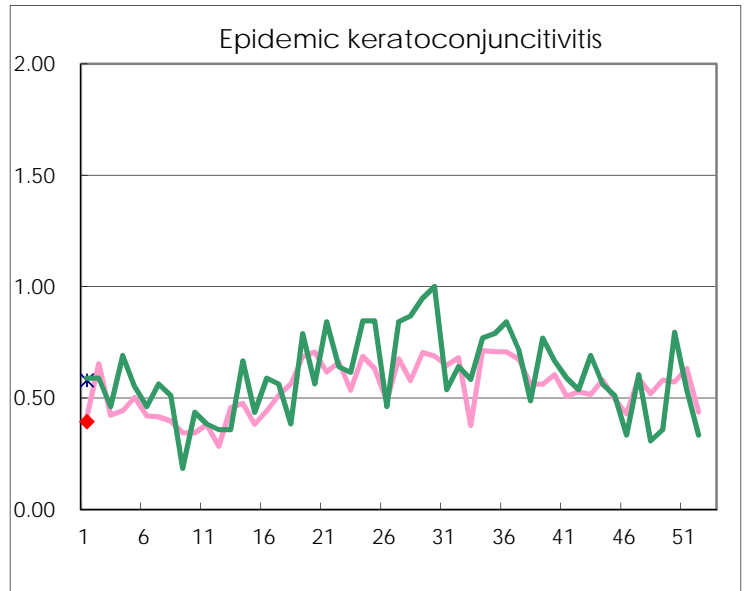
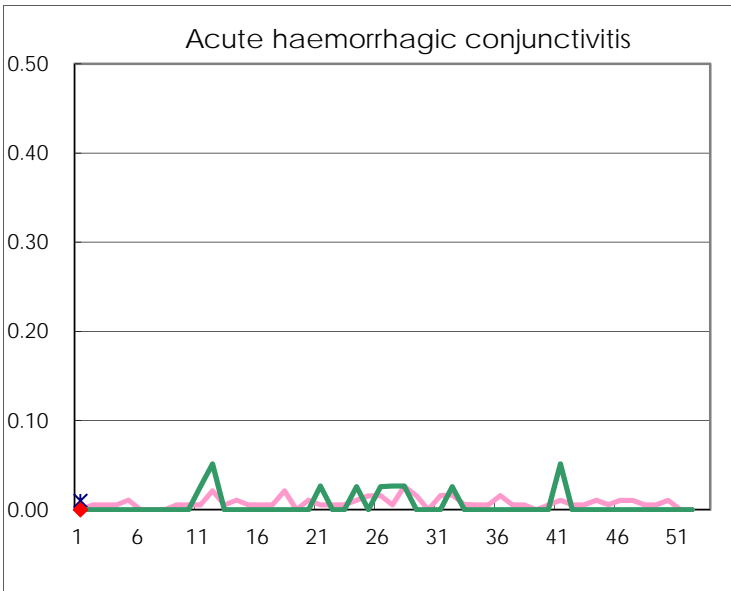
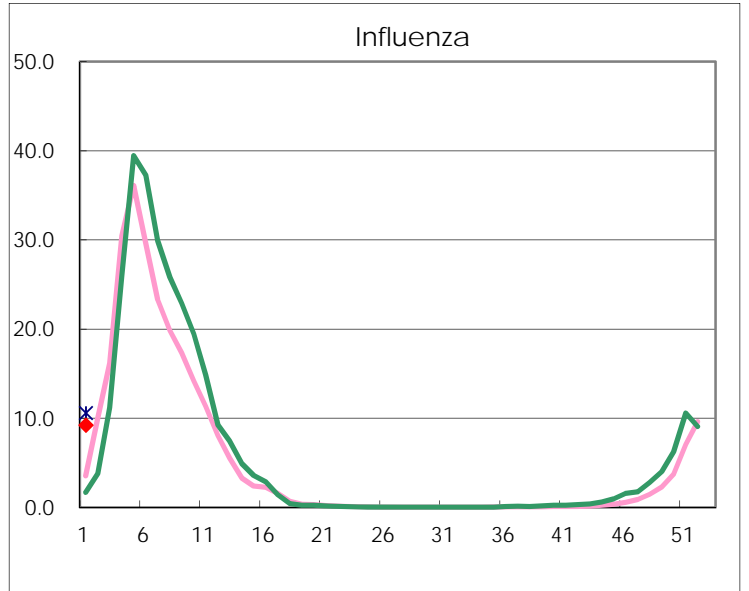
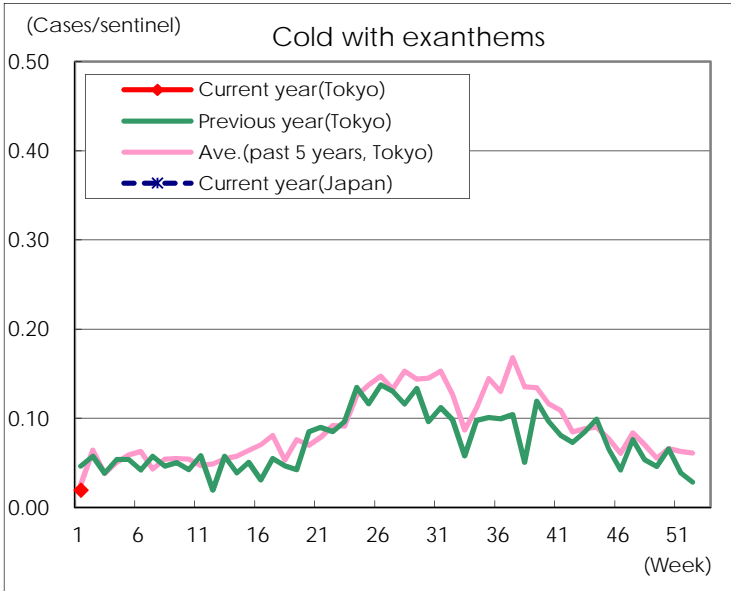
Diseases	Tokyo				
	50th	51st	52nd	1st	/sentinel
Respiratory syncytial virus infection	53	57	27	19	0.07
Pharyngoconjunctival fever	115	111	76	57	0.22
Group A streptococcal pharyngitis	673	587	318	231	0.90
Infectious gastroenteritis	7,380	5,368	2,505	1,083	4.20
Chickenpox	182	144	114	117	0.45
Hand, foot, and mouth disease	99	73	37	23	0.09
Erythema infectiosum	49	51	20	34	0.13
Exanthem subitum	130	108	56	45	0.17
Pertussis	3	2	4	1	
Herpangina	15	12	6	2	0.01
Mumps	139	116	80	73	0.28
Kawasaki disease	5	2	5	3	0.01
Cold with exanthems	17	10	7	5	0.02
Influenza	2,576	4,361	3,588	3,770	9.22
Acute hemorrhagic conjunctivitis					
Epidemic keratoconjunctivitis	31	21	12	15	0.39
Bacterial meningitis					
Aseptic meningitis				1	0.04
Mycoplasma pneumonia	34	22	6	13	0.54
Chlamydial pneumonia (excluding psittacosis)	1	3	1		
Infectious gastroenteritis (only by Rotavirus)	1		2		
Influenza-Associated Hospitalizations	17	30	39	49	2.13

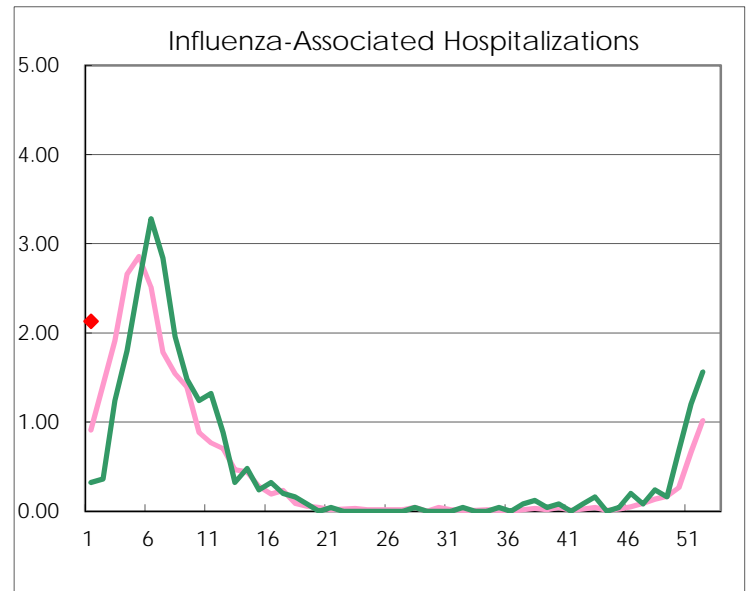
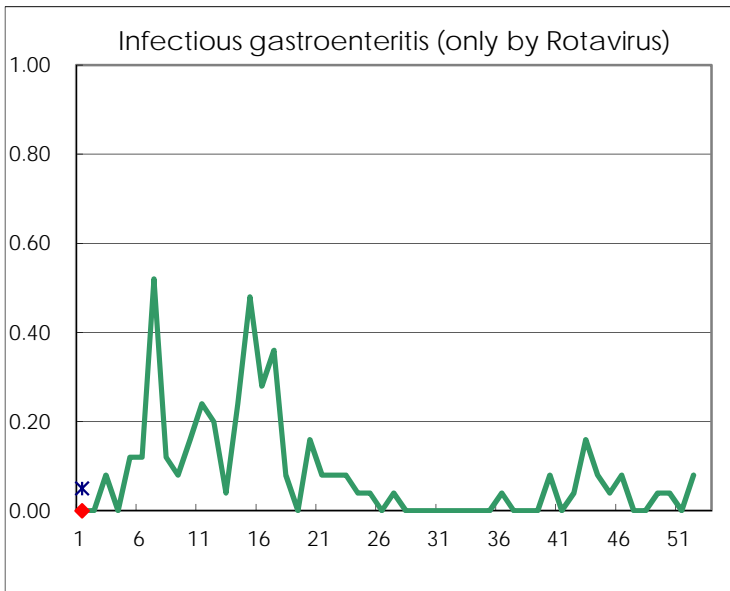
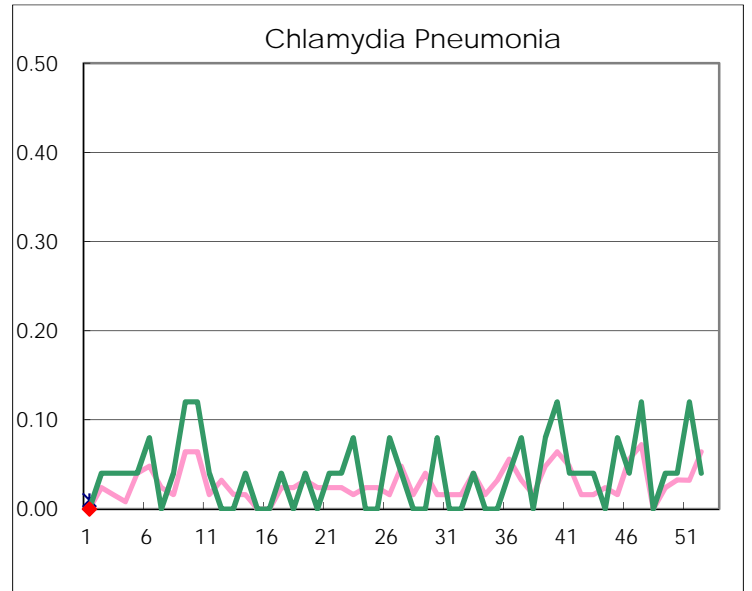
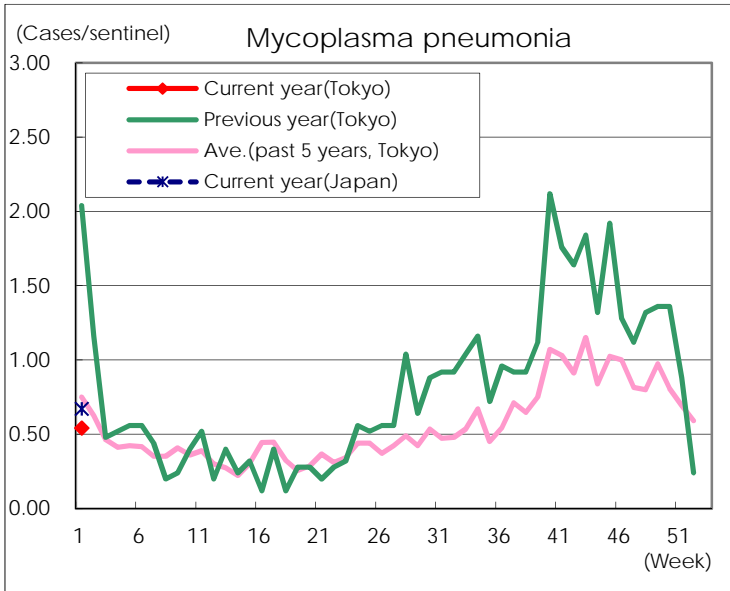
(Blank means 0.)

Disease Trend Graph (weekly reported cases per sentinel in comparison)









Number of sentinel facilities for weekly reporting		
Types of sentinels	Number of sentinels	Sentinels having reported
Pediatric	264	258
Influenza	419	409
Ophthalmic	39	38
Specially-designated	25	24